

ЗАГАЛЬНА, МОРСЬКА ГЕОЛОГІЯ ТА ПАЛЕОНТОЛОГІЯ

UDC564.52:551.781(477.63)

[https://doi.org/10.18524/2303-9914.2024.2\(45\).318037](https://doi.org/10.18524/2303-9914.2024.2(45).318037)

Dernov V.S., PhD, Senior researcher
Institute of Geological Sciences, NAS of Ukraine,
Oles Honchar Street, 55b, Kyiv, 01054, Ukraine
vitalydernov@gmail.com,
<https://orcid.org/0000-0002-5873-394X>

THE FIRST RECORD OF THE GENUS *DELTOIDONAUTILUS* SPATH, 1927 (NAUTILIDA: CEPHALOPODA) IN THE PALAEOGENE OF THE CRIMEAN PENINSULA, UKRAINE

The article describes a first record of a species of the genus *Deltoidonautilus* Spath, 1927 (*D. cf. sowerbyi* (Wetherell in Sowerby, 1843)) in the Palaeogene (Ypresian or lower Lutetian) deposits of the Crimean Peninsula, southern Ukraine. The data obtained expand the geographical distribution of this genus and complement the palaeontological characteristics of the Palaeogene succession of southern Ukraine.

Key words: nautiloids, Ypresian, Lutetian, southern Ukraine.

INTRODUCTION

Palaeogene marine deposits are widespread in the Crimean Peninsula, southern Ukraine (Zernetsky et al., 2014, 2015 and references therein). Here, they are represented mainly by clays, siltstones, sandstones, and limestones of shallow marine origin (Zernetsky et al., 2014, 2015). These rocks are rich in remains of a variety of shallow marine fauna, with molluscs, mainly bivalves and gastropods, occupying a prominent place (see Zernetsky et al. (2014, 2015) for a review).

Palaeogene cephalopods of Crimea are known from several Danian, Thanetian, and Bartonian stratigraphic levels and are represented by the species of the genera *Eutrephoceras* Hyatt, 1894, *Pseudocnoceras* Spath, 1927, *Hercoglossa* Conrad, 1866, *Aturia* Bronn, 1838, *Teichertia* Glenister, Miller & Furnish, 1956, and *Cimomia* Conrad, 1866 (see Dernov & Udovychenko (2016) for a review). The genus *Deltoidonautilus* Spath, 1927, which occurs in the Palaeogene strata of eastern and central Ukraine (Dernov and Udovychenko, 2018; Berezovsky, 2021), was not known here until recently.

This paper describes the first find of a species of the genus *Deltoidonautilus* in the Palaeogene of the Crimean Peninsula. Palaeogene nautilids are not of significant stratigraphic importance, but they are an excellent tool for palaeogeographic studies

(e.g., Dzik & Gaździcki, 2001). In the recent past, the section near the town of Bakhchisarai was considered to be the Palaeogene reference section of the Crimean-Caucasian region (Zernetsky et al., 2014, 2015). However, it was later found out that the Palaeogene stratigraphic units of Crimea are difficult to correlate with the same age rock successions of neighbouring regions, such as Caucasus and Central Asia. Currently, several Palaeogene sections in Crimea serve as stratotypes for various regional stratigraphic units of the South Ukrainian palaeosedimentary province (Zernetsky et al., 2014, 2015). Therefore, the obtained data extend the palaeontological characteristics of the Palaeogene strata of southern Ukraine.

MATERIAL AND METHODS

The studied material is represented by a single almost complete moderately well preserved limestone inner mould of the conch. The specimen (No. GM KNU-299M3) is kept in the Geological Museum of the Taras Shevchenko National University of Kyiv. The collector of this material is unknown.

The specimen GM KNU-299M3 comes from the Eocene (probably the Ypresian or lower Lutetian) limestone bed exposed near the village of Ukrainka, about 4 km south of the city of Simferopol (Autonomous Republic of Crimea, Ukraine: Fig. 1A, B). Five moderately preserved crab carapace inner moulds belonging to

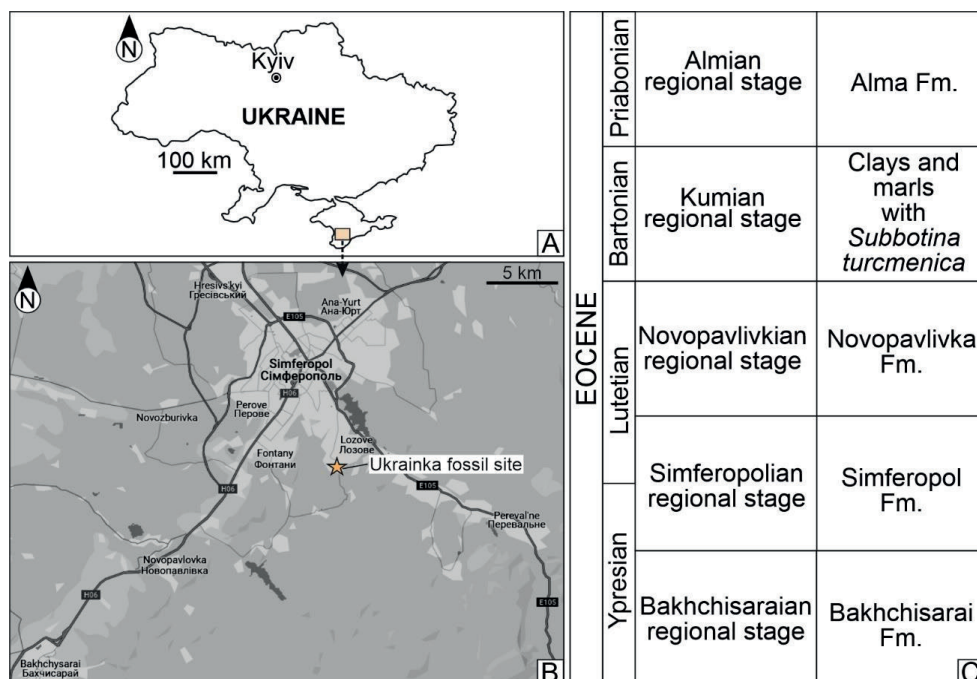


Fig. 1. Geographical location of the fossil site with *Deltoidonautius* (A, B) and Eocene stratigraphy of the Simferopol facies zone (C). Stratigraphic scheme in Fig. 1C modified after Zernetsky et al. (2014).

Harpactoxanthopsis quadrilobatus (Desmarest, 1822) are co-occurred in the studied collection with the steinkern of *Deltoidonautilus*.

The key for the description of Palaeogene nautiloid species proposed by Korn (2010) and Klug et al. (2015) for the description of Palaeozoic ammonoids and coiled nautiloids is used here. The abbreviations used in the species description are: dm = conch diameter, wh = whorl height, ww = whorl width, ap = apertural height, uw = umbilical width; whorl expansion rate (WER) = $(dm_1/dm_2)^2$ or $[dm_1/(dm_1 - ah)]^2$, imprint zone rate (IZR) = $wh_1 - ah/wh_1$ or $(wh_1 - (dm_1 - dm_2))/wh_1$ (Korn, 2010).

For a scheme of dimensions of coiled nautiloid conchs, see article of Korn & Bockwinkel (2022: Fig. 3). The taxonomy of nautiloids proposed by Kummel (1964) is used in this work.

GEOLOGICAL SETTING

The studied specimen probably comes from the Ypresian or lower Lutetian limestone bed, which belong to the Bakhchisarai or Simferopol formations (see Fig. 1C). The Bakhchisarai Formation (lower Ypresian) consists of greenish-grey glauconitic sands and greenish- and dark-grey calcareous clays with limestone interlayers, and less frequently sandstones and marls. The formation has a thickness of up to 65 m (Zernetsky et al., 2015).

The Simferopol Formation (upper Ypresian–lower Lutetian) consists of light grey and yellowish grey massive bioclastic and nummulitic limestones with occasional thin interlayers of calcareous clays and marls. Sandstones are present in some areas. The formation has a thickness of 50–70 m (Zernetsky et al., 2015).

SYSTEMATIC PALAEOLOGY

Order Nautilida Agassiz, 1847

Superfamily Nautiloidea de Blainville, 1825

Family Hercoglossidae Spath, 1927

Genus *Deltoidonautilus* Spath, 1927

Type species: *Nautilus sowerbyi* Wetherell in Sowerby, 1843; original designation.

Diagnosis. Nautiliconic, involute, compressed, with small inconspicuous umbilicus; whorl section sagittate, with narrowly rounded to angular ventral zone; lateral areas converging toward venter; deeply impressed dorsal zone. Growth lines forming deep hyponomic sinus; suture with broad narrowly rounded to acute ventral saddle, large lateral lobe, small lateral saddle and lobe on umbilical wall, dorsal lobe which may be very narrow; siphuncle near dorsum (after Kummel (1964: p. K456)).

Deltoidonautilus cf. *sowerbyi* (Wetherell in Sowerby, 1843)

Table 1, Fig. 2

Material. One steinkern (specimen GM KNU-299M3).

Description. The specimen GM KNU-299M3 is represented by an inner mould of an extremely discoidal conch ($ww/dm = 0.32$; see Fig. 2B, C), 190 mm in

diameter, with a weakly compressed whorl cross section ($ww/wh = 0.65$), a very high coiling rate of the conch ($WER = 2.30$), and moderately embracing whorls ($IZR = 0.29$). The venter is very narrow, moderately pointed; flanks are convex, broad, and imperceptibly pass into the venter, i.e. the ventrolateral shoulder is absent. The umbilical margin is broadly rounded; the umbilicus is very narrow ($uw/dm \sim 0.10$). Fine ornamentation (growth lines) is not preserved. The suture line has a broad, shallow lateral lobe and a narrow, low ventral saddle (Fig. 2D).

Table 1

**Conch dimensions (in mm) and ratios
of *Deltoidonautilus cf. sowerbyi* (Wetherell in Sowerby, 1843)**

| Specimen | dm | ww | wh | uw | ah | ww/dm | ww/wh | uw/dm | WER | IZR |
|-----------------|-------|------|------|-------|------|-------|-------|-------|------|------|
| GM KNU-299M3 | 190.0 | 60.0 | 92.0 | ~18.0 | 65.0 | 0.32 | 0.65 | ~0.10 | 2.30 | 0.29 |




Fig. 2. *Deltoidonautilus cf. sowerbyi* (Wetherell in Sowerby, 1843) from the Ypresian or lower Lutetian deposits of Crimea (specimen GM KNU-299M3): A – lateral view, B – ventral view, C – septal projection, D – suture line.

Remarks. The trace fossils attributed to the ichnogenus *Arachnostega* Bertling, 1992 occur on the surface of the ventrolateral area of the steinkern (Fig. 3).

This ichnogenus is usually interpreted as a domichnia or feeding structure in a consolidated soft- to firmground substrate, produced by detritus- or deposit-feeding polychaetes (Bertling, 1992; Fatka et al., 2011; Zatoń, 2020; Dernov, 2023).

Deltoidonautilus cf. sowerbyi described above is very similar to the type species of the genus *Deltoidonautilus*, *D. sowerbyi*, in a number of morphological characters, such as a moderately pointed venter and a very narrow umbilicus. However, inability

to observe of growth lines in *Deltoidonautilus* cf. *sowerbyi*, which are clearly visible in the figures of *Deltoidonautilus sowerbyi* given by Sowerby (1843: pl. 627, figs 1–3), does not allow us to confidently identify the above described specimen GM KNU-299M3 as *Deltoidonautilus sowerbyi*.




Fig. 3. Trace fossils *Arachnostega* on the surface of the steinkern of *Deltoidonautilus* cf. *sowerbyi* (Wetherell in Sowerby, 1843).

Deltoidonautilus cf. *sowerbyi* differs from *Deltoidonautilus bakeri* Teichert, 1947 from the Eocene of Australia and *Deltoidonautilus okinoshimensis* Tanabe & Chiba, 1983 from the late Eocene of Japan by a shallower lateral lobe of the suture line and a more rounded outlines of the venter. The conch of the Japanese species is much narrower ($ww/dm = 0.16$ to 0.22 in *D. okinoshimensis* and $ww/dm = 0.32$ in *Deltoidonautilus* cf. *sowerbyi*).

Deltoidonautilus cf. *sowerbyi* differs from *Deltoidonautilus biyogorensis* Haas & Miller, 1952, from the Eocene of Somalia, by its narrower conch ($ww/dm = 0.44$ in *D. biyogorensis* and $ww/dm = 0.32$ in *Deltoidonautilus* cf. *sowerbyi*). Additionally, *Deltoidonautilus biyogorensis* has thin but clearly visible growth lines, which are not absent in *Deltoidonautilus* cf. *sowerbyi*. *Deltoidonautilus singularis* Haas & Miller, 1952, from the Eocene of Somalia, has a very deep lateral lobe, which differs from the described *Deltoidonautilus* cf. *sowerbyi*, which has a rather shallow lateral lobe. This morphological feature also distinguishes *Deltoidonautilus* cf. *sowerbyi* from *Deltoidonautilus hassani* Hewaidy, El Qot & Moneer, 2018 from the Palaeocene of Egypt. *Deltoidonautilus spathi* Haas & Miller, 1952, from the Eocene of Somalia, has a more pointed venter compared to that of *Deltoidonautilus* cf. *sowerbyi*.

Deltoidonautilus cf. *sowerbyi* is quite similar to *Deltoidonautilus vredenburgi* Halder, 2012, from the early Eocene of India, in terms of the conch form and the configuration of the suture line. However, due to the lack of material showing some significant morphological details, a detailed comparison of these nautilids is not

possible. It should be noted that in some specimens of *Deltoidonautilus vredenburgi*, such as those shown in Fig. 6 in Halder (2012), the venter is keeled, while in *Deltoidonautilus* cf. *sowerbyi* it is moderately pointed or almost arcuate.

Also, *Deltoidonautilus* cf. *sowerbyi* has some morphological similarities with *Deltoidonautilus haughti* (Olsson, 1928) from the Eocene of Peru, as figured by Miller & Downs (1950), and *Deltoidonautilus molli* Tintant et al. (2001) from the Palaeocene of the Republic of Niger. However, due to the limited available material, a confident comparison of these nautilids was not possible. It is difficult to compare *Deltoidonautilus* cf. *sowerbyi* with *Deltoidonautilus belokrysi* Berezovsky, 2021, since the holotype of the latter species is likely to have been quite strongly compressed laterally during diagenesis. Additionally, the configuration of the suture line of *Deltoidonautilus belokrysi* is not known.

Locality. The fossil site near the village of Ukrainka, about 4 km southeast of the city of Simferopol (Autonomous Republic of Crimea, Ukraine); Ypresian or lower Lutetian, Eocene.

DISCUSSION AND CONCLUDING REMARKS

Representatives of the genus *Deltoidonautilus* have been previously reported from the Palaeogene deposits of Ukraine: *Deltoidonautilus lamarckii* (Deshayes, 1835) recorded from the Kyiv Formation (upper Lutetian–Bartonian) of the North Ukrainian palaeosedimentary province (i.e., northern, central, and eastern Ukraine) (Dernov & Udovychenko, 2016). Dernov & Udovychenko (2018) recorded, but not figured, *Deltoidonautilus* sp. from the highest part of the Kyiv Formation of the Donets Basin (Fig. 4).

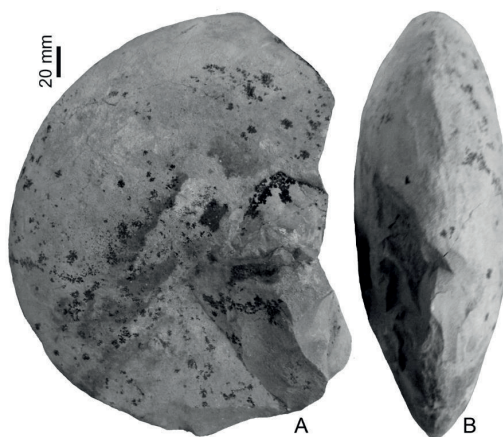


Fig. 4. *Deltoidonautilus* sp. from the opoka-like rocks in the upper part of the Kyiv Formation (south part of the city of Luhansk, Donets Basin): A – lateral view, B – ventral view. Uncatalogued specimen in the Geological Museum of the Luhansk Taras Shevchenko National University.

Berezovsky (2021) described the new species *Deltoidonautilus belokrysi* Berezovsky, 2021 from the middle or upper Eocene rocks exposed near the city of Kryvyi Rih (Dnipropetrovsk Oblast). However, the validity of this species is questionable due to the lack of a detailed comparison with other representatives of the genus *Deltoidonautilus*.

The only characteristic morphological feature of *Deltoidonautilus belokrysi* is the configuration of its suture line. However, the suture line in the holotype, which is the only described and figured specimen, appears highly deformed, as shown in Fig. 2b in Berezovsky (2021). However, there is no doubt that this nautiloid belongs to the genus *Deltoidonautilus*.

In summary, Eocene cephalopods in Ukraine are represented by the genera *Eutrephoceras* Hyatt, 1894, *Aturoidea* Vredenburg, 1925, *Aturia* Bronn, 1838, *Deltoidonautilus* Spath, 1927, *Cimomia* Conrad, 1866, *Belosaepia* Voltz, 1830, *Beloptera* de Blainville, 1825, and *Vasseuria* Munier-Chalmas, 1880 (Dernov & Udovychenko, 2016, 2018; Berezovsky, 2021; Dernov & Demianov, 2023; Dernov, 2024).

ACKNOWLEDGMENTS

I would like to thank Dr. Viktor Nesterovs'kyi (Kyiv) for the opportunity to get acquainted with collections stored in the Geological Museum of Taras Shevchenko National University of Kyiv. The author is sincerely grateful to anonymous reviewers, whose comments and suggestions improved the quality of the final version of the manuscript. The research was carried out within the framework of the scientific theme "Late Precambrian and Phanerozoic biota of Ukraine: biodiversity, revision of systematic composition and phylogeny of leading groups" (No. 0122U001609).

REFERENCES:

- Agassiz, L. (1847). *Nomenclator zoologicus: continens nomina systematica generum animalium tam viventium quam fossilium, secundum ordinem alphabeticum disposita, adjectis auctoribus, libris, in quibus reperiuntur, anno editionis, etymologia et familiis, ad quas pertinent, in singulis classibus*. Soloduri: Jent et Gassmann.
- Berezovsky, A. A. (2021). Pervaya nakhodka nautilid roda *Deltoidonautilus* v paleogene Ukrainy (First record of the nautilid genus *Deltoidonautilus* in the Palaeogene deposits of Ukraine). *Materialy 17 Vseukrayins'koyi naukovo-praktychnoyi konferentsiyi "Suchasna heolohichna nauka i praktyka v doslidzhennyakh studentiv i molodykh fakhivtsiv"* (Proceedings of the 17th All-Ukrainian Scientific and Practical Conference "Modern geological science and practice in the research of students and young researchers"). Kryvyi Rih, 5–9. [in Russian].
- Bertling, M. (1992). *Arachnostega* n. ichnog. – burrowing traces in internal moulds of boring bivalves (late Jurassic, Northern Germany). *Paläontologische Zeitschrift*, 66, 177–185. DOI: 10.1007/bf02989487
- Blainville, M. H. de. (1825–1827). *Manuel de Malacologie et de Conchyliologie*. Paris & Strasbourg: Librairie Levrault. DOI: 10.5962/bhl.title.11582
- Bronn, H. G. (1834–1838). *Lethaea geognostica oder Abbildungen und Beschreibungen der für die Gebirgs-Formationen bezeichnendsten Versteinerungen*. Stuttgart: Schweitzerbart.
- Conrad, T. A. (1866). Observations on recent and fossils shells, with proposed new genera and species. *American Journal of Conchology*, 2, 101–103.
- Dernov, V. S. (2023). *Ichtyocoprus affectatus* Makarenko, 1993 is a bivalve boring rock cast, not a coprolite. *Collection of scientific works of the Institute of Geological Sciences of the NAS of Ukraine*, 16(1), 70–80. DOI: 10.30836/igs.2522–9753.2023.295187

- Dernov, V. (2024). *Beloptera longa* Naef, 1922 (Cephalopoda: Coleoidea) from the late Eocene (Palaeogene) of Ukraine. *Acta Palaeontologica Romaniaae*, 20(2), 3–10. DOI: 10.35463/j.apr.2024.02.01
- Dernov, V. & Demianov, V. (2023). Late Eocene (Priabonian) coleoid cephalopods from the Mandrykivka Beds of the city of Dnipro, Ukraine. *Bulletin of Geosciences*, 98, 215–232. DOI:10.3140/bull.geosci.1884
- Dernov, V. & Udovychenko, M. (2016). Deyaki paleogenovi nautyloideyi Donbasu ta Krymu (Some Palaeogene nautiloids from the Donets Basin and Crimea). *Palaeontological Review (Lviv)*, 48, 19–27. [in Ukrainian].
- Dernov, V. S. & Udovychenko, M. I. (2018). Kreydovi ta paleogenovi nautylydy u fondakh Geolohichnoho muzeyu Luhans'koho natsional'noho universytetu imeni Tarasa Shevchenka (Cretaceous and Palaeogene nautilids stored in the Geological Museum of the Luhansk Taras Shevchenko National University). *Novitni problemy heolohiyi. Materialy naukovo-praktychnoyi konferentsiyi pam'yati V.M. Makrydyna i prysvyachena 100-richchyu z dnya narodzhennya I.M. Remizova (Modern problems of geology. Proceedings of the scientific and practical conference in memory of V.M. Makrydyna and dedicated to the 100th anniversary of I.M. Remizov) (Kharkiv, April 26–27, 2018)*. Kharkiv, 21–24.
- Deshayes, G. P. (1824–1837). *Description des coquilles fossiles des environs de Paris*. Paris: published by the author. DOI: 10.5962/bhl.title.52303
- Desmarest, A. G. (1822). Les crustacés proprement dits. In: Brongniart, A. & Desmarest, A. G. (Eds), *Histoire naturelle des crustacés fossiles, sous les rapports zoologiques et géologiques*, 67–142. F.-G. Levrault: Paris.
- Dzik, J. & Gazdzicki, A. (2001). The Eocene expansion of nautilids to high latitudes. *Palaeogeography. Paleoclimatology. Palaeoecology*, 172, 297–312. DOI: 10.1016/s0031-0182(01)00304-2
- Fatka, O., Mikuláš, R., Szabad, M., Micka, V. & Valent, M. (2011). *Arachnostega* Bertling, 1992 in the Drumian (Cambrian) sediments of the Teplá-Barrandian region (Czech Republic). *Acta Geologica Polonica*, 61, 367–381.
- Glenister, B. F., Miller, A. K. & Furnish, W. M. (1956). Upper Cretaceous and Early Tertiary nautiloids from Western Australia. *Journal of Paleontology*, 30(3), 492–503.
- Haas, O. & Miller, A. K. (1952). Eocene nautiloids of British Somaliland. *Bulletin of the American Museum of Natural History*, 99, 313–354. DOI: 10.1086/400109
- Halder, K. (2012). Cenozoic fossil nautiloids (Cephalopoda) from Kutch, western India. *Palaeoworld*, 21(2), 116–130. DOI: 10.1016/j.palwor.2012.05.004
- Hewaidy, A. G. A., El Qot, G. M., Moneer, El S. M. (2018). Campanian–early Eocene cephalopods from Kharga Oasis, Western Desert, Egypt. *Annales de Paléontologie*, 105(1), 45–61. DOI: 10.1016/j.annpal.2018.10.003
- Hyatt, A. (1894). Phylogeny of an acquired characteristic. *Proceedings of the American Philosophical Society*, 41, 349–647. DOI: 10.5962/bhl.title.59826
- Klug, C., Korn, D., Landman, N. H., Tanabe, K., De Baets, K. & Naglik, C., (2015). Describing ammonoid conchs. In: Klug, C., Korn, D., De Baets, K., Kruta, I. & Mapes, R. H. (Eds), *Ammonoid Paleobiology: From Macroevolution to Paleogeography. Topics in Geobiology*, 44, 3–24. DOI: 10.1007/978-94-017-9630-9_1
- Korn, D. (2010). A key for the description of Palaeozoic ammonoids. *Fossil Record*, 13, 5–12. DOI: 10.5194/fr-13-5-2010
- Korn, D. & Bockwinkel, J. (2022). Early Carboniferous nautiloids from the Central Sahara, southern Algeria. *European Journal of Taxonomy*, 831, 67–108. DOI: 10.5852/ejt.2022.831.1871
- Kummel, B. (1964). Nautiloidea-Nautilida. In: Moore, R. C. (Ed.), *Treatise on Invertebrate Paleontology*, K383–K466. Lawrence: Geological Society of America and University of Kansas Press.
- Miller, A. K. & Downs, H. R. (1950). Tertiary nautiloids of the Americas: Supplement. *Journal of Paleontology*, 24(1), 1–18.
- Munier-Chalmas, E. (1880). Diagnosis genesis novi Molluscorum Cephalopodum fossilis. I: *Vasseuria*, nov. gen. *Journal de Conchyliologie*, 20, 183–184.
- Olsson, A. A. (1928). Contributions to the Tertiary paleontology of northern Peru. Part 1: Eocene Mollusca and Brachiopoda. *Bulletins of American Paleontology*, 14(52), 1–154.
- Sowerby, J. de C. (1843). *The mineral conchology of Great Britain; or, Coloured figures and descriptions of those remains of testaceous animals or shells, which have been preserved at various times and depths in the earth. Vol. 7*. London: Privately published by author. DOI: 10.5962/bhl.title.14408
- Spath, L. F. (1927). On the classification of the Tertiary nautili. *Annals and Magazine of Natural History*, 20, 424–428. DOI: 10.1080/00222932708655467
- Tanabe, K. & Chiba, N. (1983). A new species of *Deltoidonautilus* (Cephalopoda) from the upper Eocene of western Kyushu. *Venus*, 42(3), 248–258.
- Teichert, K. (1947). New nautiloids from the older Tertiary of Victoria. *Mining and Geology Journal*, 3, 48–51.
- Tintant, H., Lang, J., Moussa, B., Alzouma, K., Dikouma, M. (2001). Nautilés paléocènes du Niger/Paleocene nautiloids of Niger. *Geobios*, 34(6), 629–656. DOI: 10.1016/S0016-6995(01)80026-7
- Voltz, P. L. (1830). Observations sur les *Belemnites*. *Memoires de la societe de Museum d'Histoire naturelle de Strasbourg*, 1, 1–67.

Vredenburg, F. M. (1925). Descriptions of mollusca from the post-Eocene Tertiary formation of north-western. *Memoirs of the Geological Survey of India*, 50(1), 1–350.

Zatoń, M. (2020). No evidence for fungal infection of Upper Jurassic horseshoe crabs: A comment on Błażejowski et al. (2019). *Palaeogeography, Palaeoclimatology, Palaeoecology*, 554, article 109142. DOI: 10.1016/j.palaeo.2019.03.043

Zernyetsky, B. F., Ryabokon, T. S., Lulyeva, S. A. (2014). Pytannya vyvchennya osadovoho kompleksu paleoocotsenu Kryms'koho i Kerchens'koho pivostroviv (Questions studying of the Paleocene sedimentary complex of the Crimean and Kerch peninsulas). *Collection of scientific works of the IGS of the NAS of Ukraine*, 7, 101–125. [in Ukrainian].

Zernyetsky, B. F., Ryabokon, T. S., Lulyeva, S. A. (2015). Pytannya vyvchennya osadovoho kompleksu eotsenu Kryms'koho i Kerchens'koho pivostroviv (Questions studying of the Eocene sedimentary complex of the Crimean and Kerch peninsulas). *Collection of scientific works of the IGS of the NAS of Ukraine*, 8, 33–62. [in Ukrainian].

СПИСОК ВИКОРИСТАНОЇ ЛІТЕРАТУРИ:

Agassiz L. Nomenclator zoologicus: continens nomina systematica generum animalium tam viventium quam fossilium, secundum ordinem alphabeticum disposita, adjectis auctoribus, libris, in quibus reperiuntur, anno editionis, etymologia et familiis, ad quas pertinent, in singulis classibus. Soloduri: Jent et Gassmann, 1847. 393 p.

Березовский А.А. Первая находка наутилид рода *Deltoidonautilus* в палеогене Украины. Сучасна геологічна наука і практика в дослідженнях студентів і молодих фахівців: матеріали XVII Всеукраїнської науково-практичної конференції. *Кривий Ріг*, 2021. С. 5–9.

Bertling M. *Arachnostega* n. ichnog. – burrowing traces in internal moulds of boring bivalves (late Jurassic, Northern Germany). *Paläontologische Zeitschrift*, 1992. Vol. 66. P. 177–185. DOI: 10.1007/bf02989487

Blainville M. H. de. Manuel de Malacologie et de Conchyliologie. Paris & Strasbourg: Librairie Levrault, 1825–1827. 664 p. DOI: 10.5962/bhl.title.11582

Bronn H. G. Lethaea geognostica oder Abbildungen und Beschreibungen der für die Gebirgs-Formationen bezeichnenden Versteinerungen. Stuttgart: Schweitzerbart, 1834–1838. 1130 s.

Conrad T. A. Observations on recent and fossil shells, with proposed new genera and species. *American Journal of Conchology*, 1866. Vol. 2. P. 101–103.

Dernov V. S. *Ichtyocoprus affectatus* Makarenko, 1993 is a bivalve boring rock cast, not a coprolite. *Collection of scientific works of the Institute of Geological Sciences of the NAS of Ukraine*, 2023. Vol. 16, No. 1. P. 70–80. DOI: 10.30836/igs.2522–9753.2023.295187

Dernov V. *Beloptera longa* Naef, 1922 (Cephalopoda: Coleoidea) from the late Eocene (Palaeogene) of Ukraine. *Acta Palaeontologica Romaniaae*, 2024. Vol. 20. No. 2. P. 3–10. DOI: 10.35463/j.apr.2024.02.01

Dernov V., & Demianov V. Late Eocene (Priabonian) coleoid cephalopods from the Mandrykivka Beds of the city of Dnipro, Ukraine. *Bulletin of Geosciences*, 2023. Vol. 98. P. 215–232. DOI: 10.3140/bull.geosci.1884

Дернов В. С., Удовиченко М. І. Деякі палеогенові наутилоїдеї Донбасу та Криму. *Палеонтологічний збірник*, 2016. Т. 48. С. 19–27.

Дернов В. С., Удовиченко М. І. Крейдові та палеогенові наутиліди у фондах Геологічного музею Луганського національного університету імені Тараса Шевченка. Новітні проблеми геології: матеріали науково-практичної конференції пам'яті В. М. Макридіна і присвячена 100-річчю з дня народження І. М. Ремізова (Харків, 26–27 квітня 2018 р.). Харків, 2018. С. 21–24.

Deshayes G. P. Description des coquilles fossiles des environs de Paris. Paris: published by the author, 1824–1837. 814 p. DOI: 10.5962/bhl.title.52303

Desmarest A. G. Les crustacés proprement dits. In: Brongniart, A. & Desmarest, A. G. (Eds), *Histoire naturelle des crustacés fossiles, sous les rapports zoologiques et géologiques*. Paris: F.-G. Levrault, 1822. P. 67–142.

Dzik J., Gazdzicki, A. The Eocene expansion of nautilids to high latitudes. *Palaeogeography, Palaeoclimatology, Palaeoecology*, 2001. Vol. 172. P. 297–312. DOI: 10.1016/s0031–0182(01)00304–2

Fatka O., Mikuláš R., Szabad M., Micka V., Valent M. *Arachnostega* Bertling, 1992 in the Drumian (Cambrian) sediments of the Teplá-Barrandian region (Czech Republic). *Acta Geologica Polonica*, 2011. Vol. 61. P. 367–381.

Glenister B. F., Miller A. K., Furnish W. M. Upper Cretaceous and Early Tertiary nautiloids from Western Australia. *Journal of Paleontology*, 1956. Vol. 30, No. 3. P. 492–503.

Haas O., Miller A. K. Eocene nautiloids of British Somaliland. *Bulletin of the American Museum of Natural History*, 1952. Vol. 99. P. 313–354. DOI: 10.1086/400109

Halder K. Cenozoic fossil nautiloids (Cephalopoda) from Kutch, western India. *Palaeoworld*, 2012. Vol. 21, No. 2. P. 116–130. DOI: 10.1016/j.palwor.2012.05.004

- Hewaidy A. G. A., El Qot G. M., Moneer El S. M. Campanian–early Eocene cephalopods from Kharga Oasis, Western Desert, Egypt. *Annales de Paléontologie*, 2018. Vol. 105, No. 1. P. 45–61. DOI: 10.1016/j.annpal.2018.10.003
- Hyatt A. Phylogeny of an acquired characteristic. *Proceedings of the American Philosophical Society*, 1894. Vol. 41. P. 349–647. DOI: 10.5962/bhl.title.59826
- Klug C., Korn D., Landman N. H., Tanabe K., De Baets K., Naglik, C. Describing ammonoid conchs. In: Klug, C., Korn, D., De Baets, K., Kruta, I. & Mapes, R. H. (Eds), *Ammonoid Paleobiology: From Macroevolution to Paleogeography. Topics in Geobiology*, 2015. Vol. 44. P. 3–24. DOI: 10.1007/978–94–017–9630–9_1
- Korn D. A key for the description of Palaeozoic ammonoids. *Fossil Record*, 2010. Vol. 13. P. 5–12. DOI: 10.5194/fr-13–5–2010
- Korn D., Bockwinkel, J. Early Carboniferous nautiloids from the Central Sahara, southern Algeria. *European Journal of Taxonomy*, 2022. Vol. 831. P. 67–108. DOI: 10.5852/ejt.2022.831.1871
- Kummel B. Nautiloidea-Nautilida. In: Moore, R. C. (Ed.), *Treatise on Invertebrate Paleontology*. Lawrence: Geological Society of America and University of Kansas Press, 1964. P. K383–K466
- Miller A. K., Downs H. R. Tertiary nautiloids of the Americas: Supplement. *Journal of Paleontology*, 1950. Vol. 24, No. 1. P. 1–18.
- Munier-Chalmas E. Diagnosis genesis novi Molluscorum Cephalopodum fossilis. I: *Vasseuria*, nov. gen. *Journal de Conchyliologie*, 1880. Vol. 20. P. 183–184.
- Olsson A. A. Contributions to the Tertiary paleontology of northern Peru. Part 1: Eocene Mollusca and Brachiopoda. *Bulletins of American Paleontology*, 1928. Vol. 14, No. 52. P. 1–154.
- Sowerby, J. de C. The mineral conchology of Great Britain; or, Coloured figures and descriptions of those remains of testaceous animals or shells, which have been preserved at various times and depths in the earth. Vol. 7. London: Privately published by author, 1834–1843. 648 p. DOI: 10.5962/bhl.title.14408
- Spath L. F. On the classification of the Tertiary nautili. *Annals and Magazine of Natural History*, 1927. Vol. 20. P. 424–428. DOI: 10.1080/00222932708655467
- Tanabe K., Chiba N. A new species of *Deltoidonautilus* (Cephalopoda) from the upper Eocene of western Kyushu. *Venus*, 1983. Vol. 42, No. 3. P. 248–258.
- Teichert K. New nautiloids from the older Tertiary of Victoria. *Mining and Geology Journal*, 1947. Vol. 3. P. 48–51.
- Tintant H., Lang J., Moussa B., Alzouma, K., Dikouma, M. Nautilus paléocènes du Niger Paleocene nautiloids of Niger. *Geobios*, 2001. Vol. 34, No. 6. P. 629–656. DOI: 10.1016/S0016–6995(01)80026–7
- Voltz P. L. Observations sur les *Belemnites*. *Memoires de la societe de Museum d'Histoire naturelle de Strasbourg*, 1830. Vol. 1. P. 1–67.
- Vredenburg F. M. Descriptions of mollusca from the post-Eocene Tertiary formation of north-western. *Memoirs of the Geological Survey of India*, 1925. Vol., 50, No. 1. P. 1–350.
- Zatoń M. No evidence for fungal infection of Upper Jurassic horseshoe crabs: A comment on Błażejowski et al. (2019). *Palaeogeography, Palaeoclimatology, Palaeoecology*, 2020. Vol. 554, article 109142. DOI: 10.1016/j.palaeo.2019.03.043
- Зернецький Б. Ф., Рябоконт Т. С., Люльєва С. А. Питання вивчення осадового комплексу палеоцену Кримського і Керченського півостровів. Збірник наукових праць Інституту геологічних наук НАН України. 2014. Т. 7. С. 101–125.
- Зернецький Б. Ф., Рябоконт Т. С., Люльєва С. А. Питання вивчення осадового комплексу еоцену Кримського і Керченського півостровів. Збірник наукових праць Інституту геологічних наук НАН України. 2015. Т. 8. С. 33–62.

Надійшла 01.09.2024

В. С. Дернов,

доктор філософії, старший науковий співробітник

Інститут геологічних наук НАН України,

вул. Олесея Гончара, 55б, Київ, 01054

vitalydernov@gmail.com

<https://orcid.org/0000-0002-5873-394X>

ПЕРША ЗНАХІДКА ПРЕДСТАВНИКА РОДУ *DELTOIDONAUTILUS* SPATH, 1927 (NAUTILIDA: CERHALORODA) В ПАЛЕОГЕНОВИХ ВІДКЛАДАХ КРИМСЬКОГО ПІВОСТРОВА (УКРАЇНА)

В статті описано першу знахідку представника роду наUTILІД *Deltoidonautilus* Spath, 1927 (*D. cf. sowerbyi* (Wetherell in Sowerby, 1843)) у палеогенових (іпрських або нижньолутецьких) відкладах Кримського півострова на Півдні України. Іпрські та нижньолутецькі відклади Кримського півострова представлені бахчисарайською та сімферопольською світами, що складаються з пісків, глин та вапняків. Палеогенова малакофауна Криму вивчена досить повно, проте систематичний склад та стратиграфічне поширення цефалопод в палеогенових відкладах цього регіону потребує уточнення. Попри те, що палеогенові головоногі молюски не мають великого стратиграфічного значення, в окремих випадках вони можуть бути цінним інструментом палеоекологічних та палеогеографічних досліджень. На поверхні вивченого ядра черепашки наUTILІДИ виявлено сліди харчування чи існування, віднесені до іхнороду *Arachnostega* Bertling, 1992. Зазвичай, ці іхнофосилії приурочені до софт- та фірмграундів, а їхніми продуцентами ймовірно були поліхети (черви). Раніше, види роду *Deltoidonautilus* фіксувалися в еоцені Українського щита і Донецького басейну. Нова знахідка збільшує таксономічне різноманіття палеогенових цефалопод України. Загалом, з палеогенових відкладів України відомі представники родів *Eutrephoceras* Hyatt, 1894, *Aturoidea* Vredenburg, 1925, *Aturia* Bronn, 1838, *Deltoidonautilus* Spath, 1927, *Cimomia* Conrad, 1866, *Belosaepia* Voltz, 1830, *Beloptera* de Blainville, 1825 та *Vasseuria* Munier-Chalmas, 1880. Однак, слід зауважити, що дані щодо систематичного складу палеогенових головоногих молюсків, опубліковані в порівняно старих роботах потребують ревізії з позицій сучасних знань щодо морфології і таксономії головоногих молюсків.

Ключові слова: наUTILІДИ, іпрський ярус, лутецький ярус, Південь України.